



Mango Agribusiness Research Program

Session 10: Mango Biosecurity Project

Australian Mango Industry Export

Samantha Frolov

19-22 March, 2018

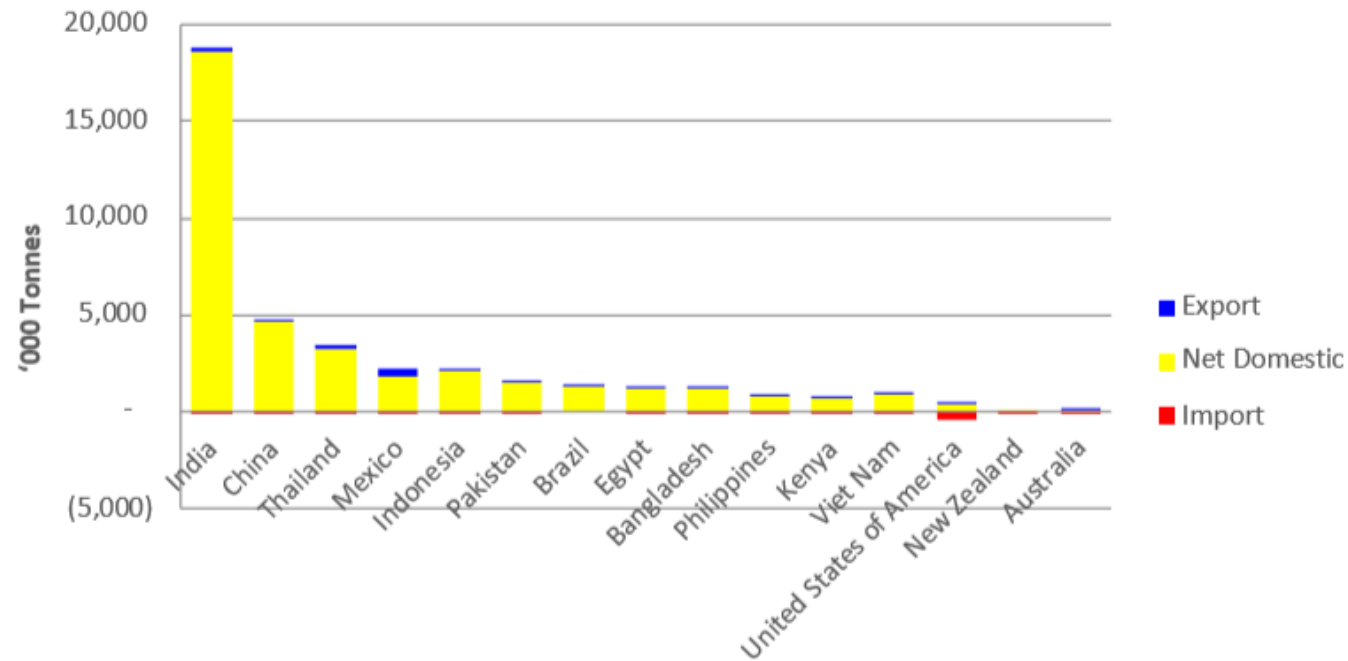
Information
Markets
Biosecurity
Quality





Global mango production and exports

Global mango producers share of export (volume) 2016



Sources: FAOSTAT, ITC Trademap & Fresh Intelligence analysis

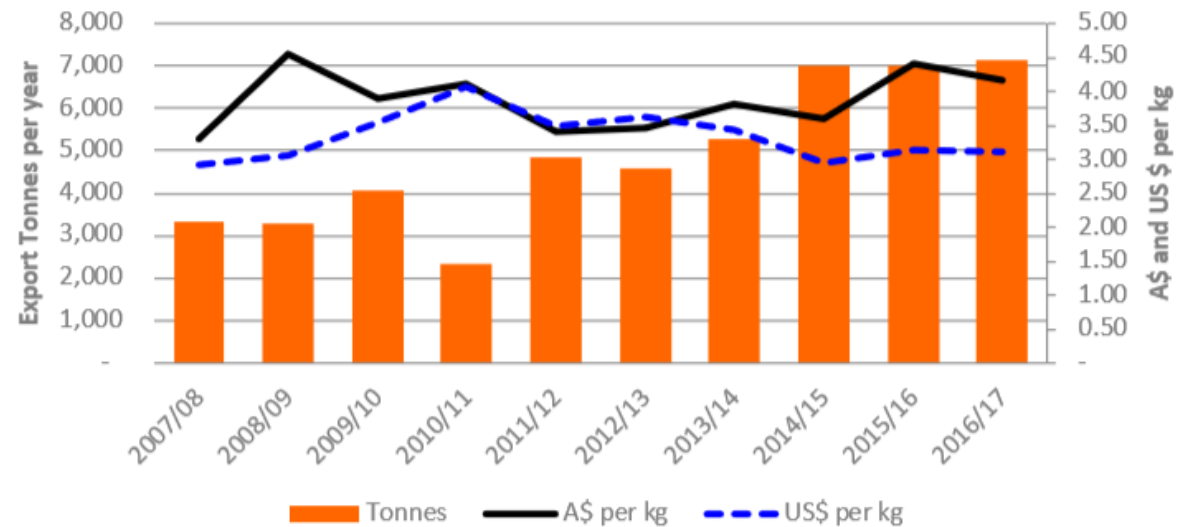
Note: Production data for China includes mangosteens.



AU current export situation (2016/7)

TOTAL EXPORT TONNES 2016/17	EXPORT % OF PRODUCTION	EXPORT TREND (5yr % p.a.)	AVERAGE FOB PRICE PER KG (\$A)
7,120	11.16%	12%	4.17

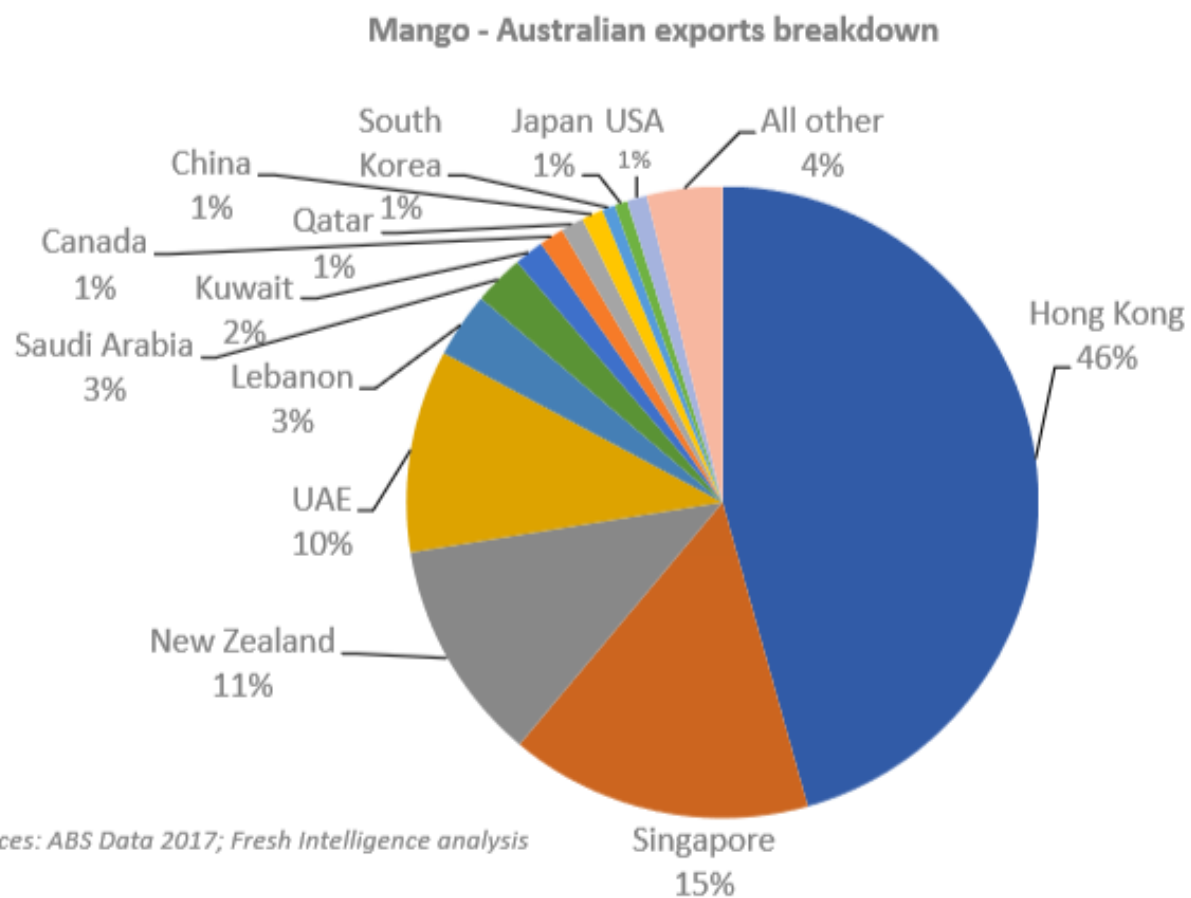
Mango - Australian exports and unit values



Sources: ABS Data 2017; Fresh Intelligence analysis



AU mango exports by country (2017)



	Aust exports 2016/17 tonnes	5 year Aust export trend % p.a.
Hong Kong	3,328	15%
Singapore	1,127	18%
New Zealand	828	9%
UAE	756	11%
Lebanon	244	9%
Saudi Arabia	188	82%
Kuwait	111	47%
Canada	92	25%
Qatar	85	-6%
China	80	29%
South Korea	49	107%
Japan	48	-5%
USA	75	trial access
All other	281	1%
Total	7,120	12%



AU production by region



(Source: Australian Mango Industry Association and Australian Horticulture Statistics Handbook 2014/15)

State	2015/16 tonnes	Jul	Aug	Sep	Oct	Nov	Dec	Jan	Feb	Mar	Apr	May	Jun
New South Wales	1%							Low	Medium				
Victoria	1%							Low	Medium				
Queensland	50%					High	High	High	Medium	Low			
Western Australia	3%				Medium	Medium	Medium	Low	Low				
Northern Territory	45%		Low	Low	High	High	High						
South Australia	less than 1%					Low	Low	Low					
Availability legend		High			Medium			Low				None	



AU varieties



Kensington Pride


(also known as the Bowen)

Flavour:	Sweet and tangy
Texture:	Rich juicy flesh
Colour:	Yellow to orange skin tinged with a pretty pink blush. Vibrant yellow flesh.
Size:	Medium
Ripening Cues:	A strong mango aroma and slightly soft to touch
Peak Availability:	September – February



Calypso®

Flavour:	Sweet juicy flavour
Texture:	Small seed, firm flesh and no stringy bits
Colour:	Yellowy orange skin with a deep pink blush. Yellow orange flesh
Size:	Medium
Ripening Cues:	No green tinge to the skin and slightly soft to touch
Peak Availability:	September to March



R2E2

Flavour:	Sweet mild flavour
Texture:	Firm flesh
Colour:	Orange skin tinged with a red blush. Yellow flesh.
Size:	Large and round
Ripening Cues:	Gives slightly to gentle pressure
Peak Availability:	October to February



Honey Gold

Flavour:	Rich sweet flavour
Texture:	Firm fibreless juicy flesh
Colour:	Brilliant golden apricot skin. Yellowy / orange flesh
Size:	Medium to large
Ripening Cues:	Skin is golden all over, with a distinct mango aroma and slightly soft to touch
Peak Availability:	November to March





AU developments

AUSTRALIAN MANGOES Test2 Test

1. Grower Details | 2. Export Options | 3. Properties | 4. Property Maps | 5. Meeting Point | 6. Summary

Grower Details

Fill in all details of the grower or growing company

Grower Name *

ABN *

Postal Address *

Suburb * **State *** **Postcode ***

Primary Contact First Name * **Primary Contact Last Name *** The primary contact for communication regarding this registration

Phone * **Mobile *** **Fax**

Email *

AUSTRALIAN MANGOES Test2 Test

1. Grower Details | 2. Export Options | 3. Properties | 4. Property Maps | 5. Meeting Point | 6. Summary

Export Options

Select Fruits
 Mango

Select Activities

Orchard <input type="checkbox"/>	Pack House <input type="checkbox"/>	Treatment facility (Irradiation) <input type="checkbox"/>	Treatment facility (VapourHeat) <input type="checkbox"/>
--	---	---	--

Select Regions
 Mainland

Select Export Countries

China <input type="checkbox"/>	Japan <input type="checkbox"/>	Korea <input type="checkbox"/>	USA <input type="checkbox"/>
--	--	--	--

AUSTRALIAN MANGOES Test2 Test

1. Grower Details | 2. Export Options | 3. Properties | 4. Property Maps | 5. Meeting Point | 6. Summary

Add Property Details

Property Name *

Address *

Note: should be a street address, rather than a block/lot number

Suburb * **State *** **Postcode ***

1. Property Boundary | 2. Block Boundaries | 3. Pack Houses

Block Boundaries

Use this tool to mark the boundary of your blocks.

1. Click a point on the block boundary;
2. Click on the next point on the boundary;
3. Keep clicking around the boundary marking it out;
4. Click starting point to close the block.
5. Once a block is drawn select the fruit variety from the list.
6. Click 'add another block' if more blocks are required

Please note block numbers are indicative only until registration has been approved.