



Nutritional Opportunities and Constraints – Practical Information to help Goat & Sheep Farmers

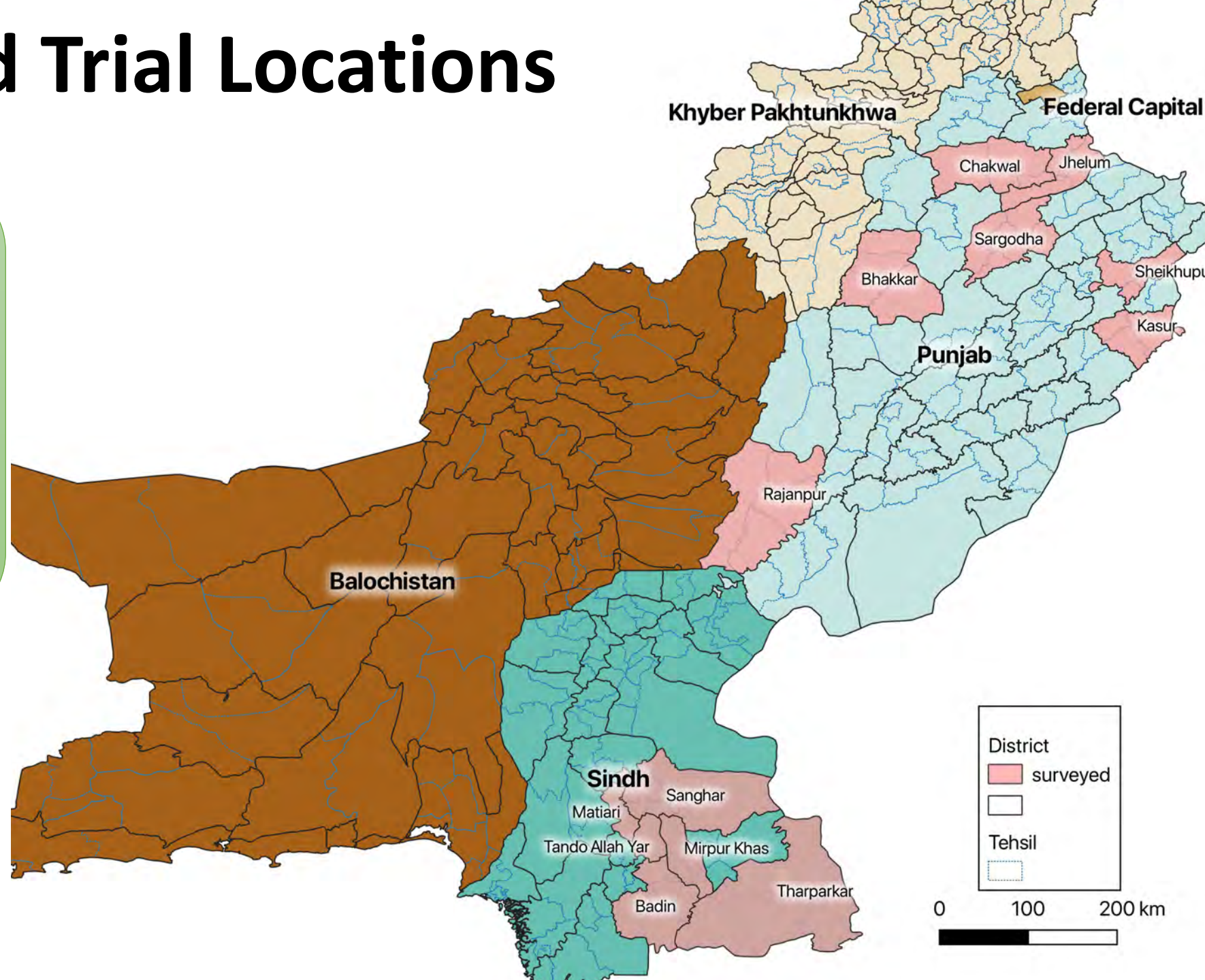


حکومت سندھ
Government of Sindh

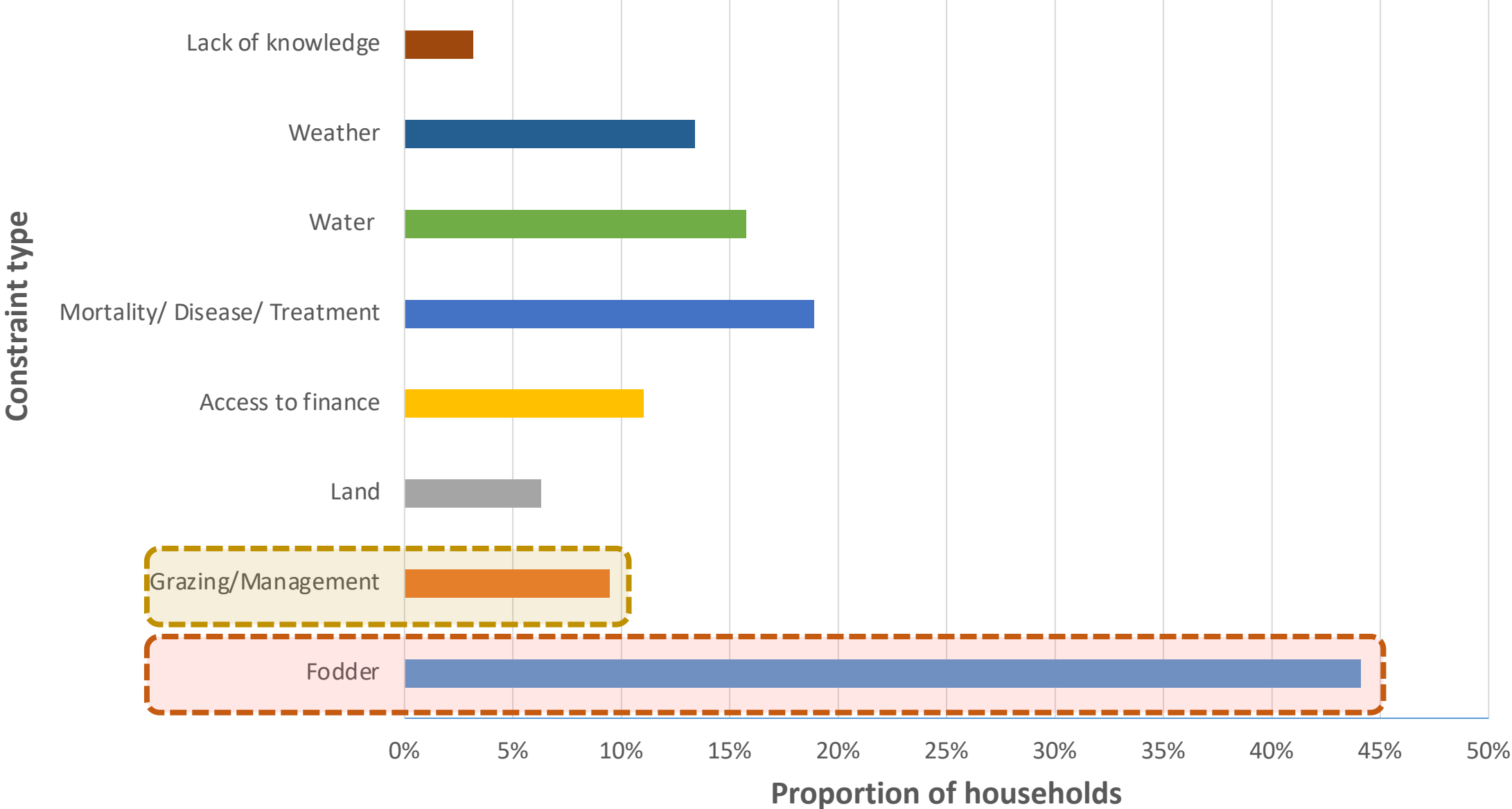


Survey & Field Trial Locations

Regional Feed Survey:
114 households
in 24 villages
from 13 districts



Summary of constraints reported by Punjab & Sindh SR households

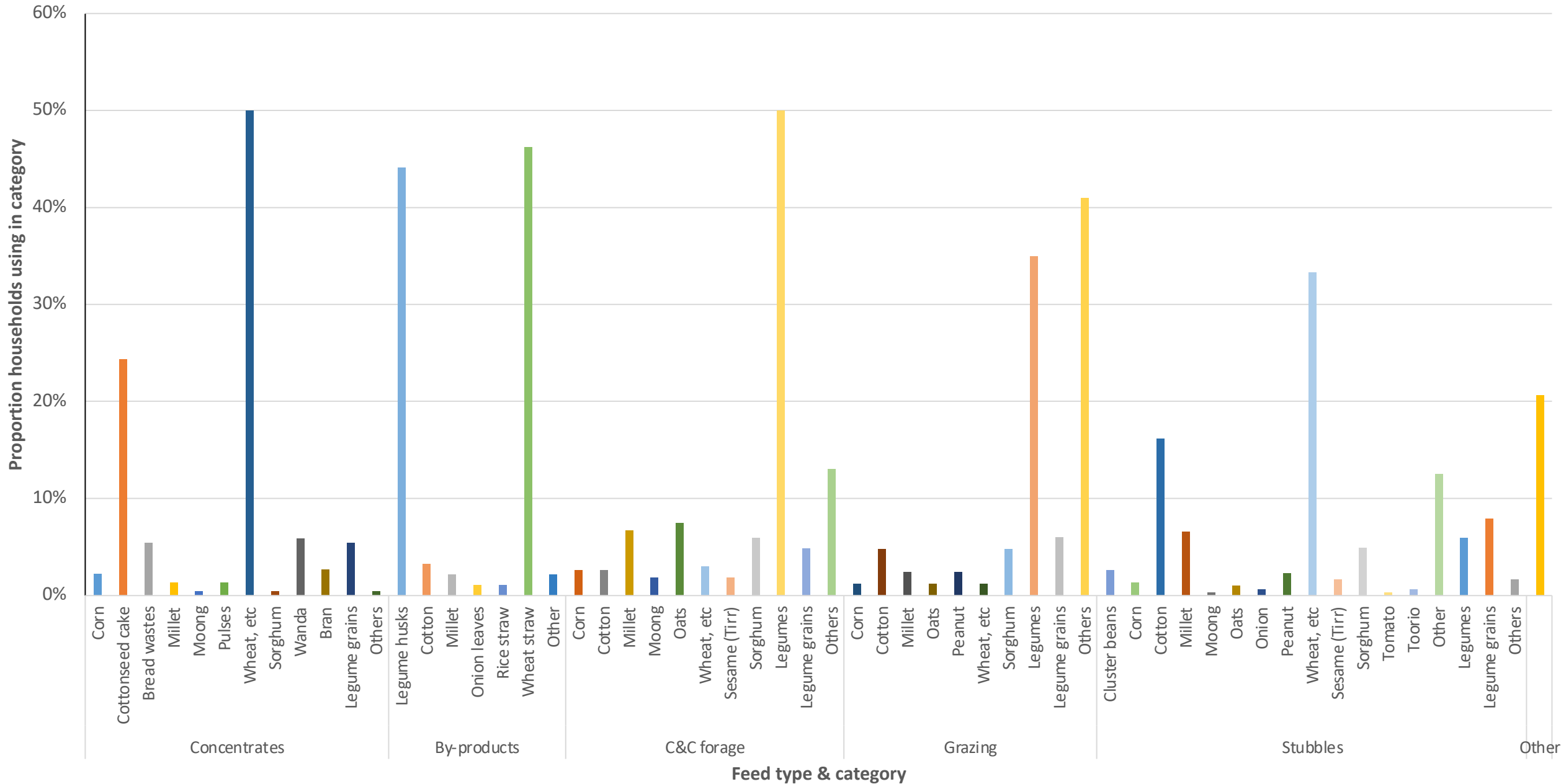


Regional Feed Survey—Resource Constraints

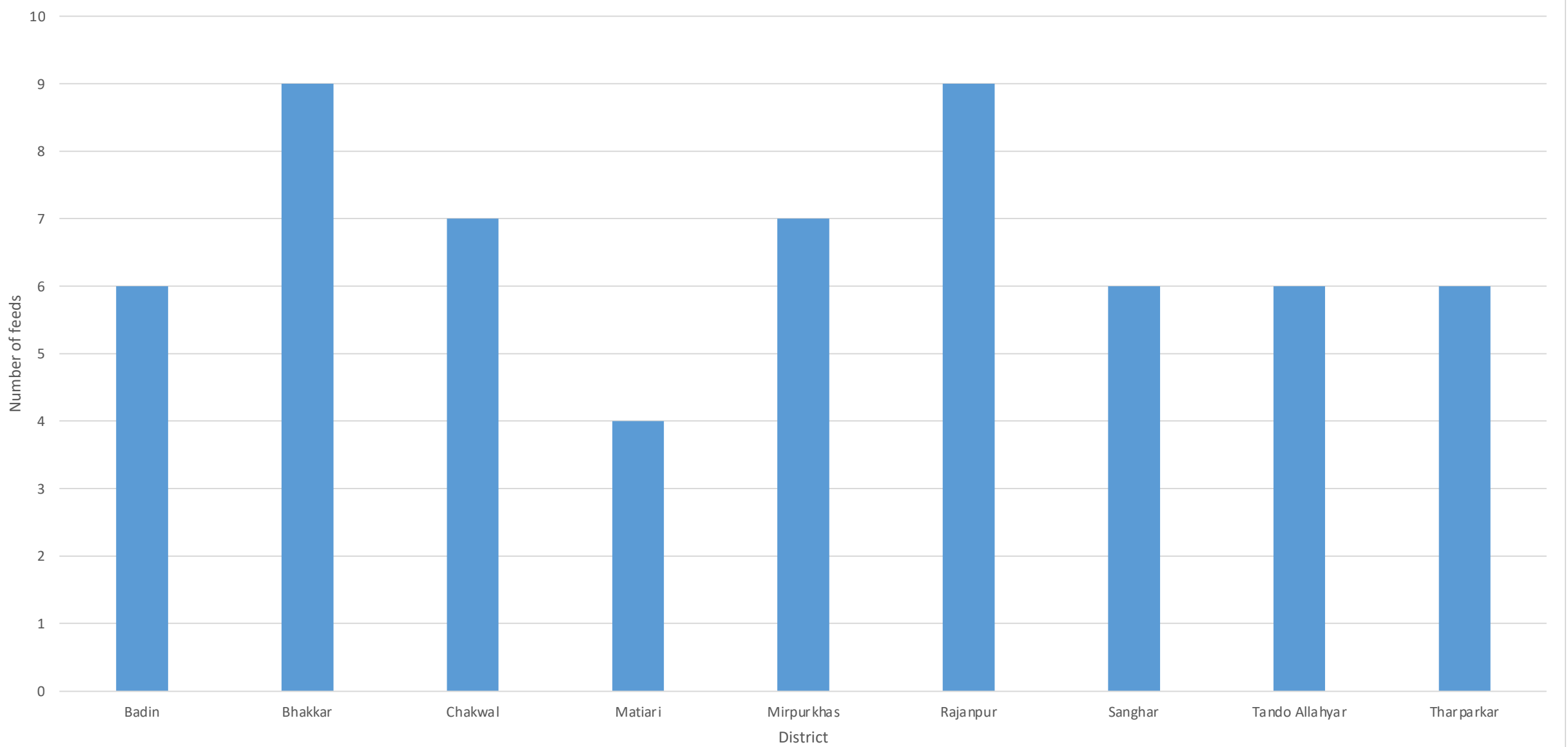
	Land for cultivation	Fodder quantity	Energy/ Protein shortage	Feed scarcity best	Feed scarcity worst	Water scarcity best	Water scarcity worst	Average resource score
Punjab	2.2	1.9	1.9	1.2	2.5	1.4	2.9	
Bhakkar	2.1	2.0	2.0	1.3	2.2	1.0	1.9	
Chak No 4 Rakh Mankera	2.8	2.2	2.2	1.4	2.6	1.0	1.8	
Chak No17 Hyderabad	2.0	2.0	2.0	1.4	2.0	1.0	2.0	
Lundi Nashaib	1.0	1.7	1.7	1.0	1.7	1.0	2.0	
Chakwal	2.6	2.1	2.0	1.2	2.8	1.9	4.0	
Bhurpur	2.9	2.1	2.0	1.2	2.8	2.0	4.0	
Jabha	2.9	2.4	2.0	1.3	3.0	2.0	4.0	
Naran Mughlan	1.5	1.0	2.0	1.0	2.0	2.0	4.0	
Talyala	0.0	2.0	3.0	1.0	3.0	0.0	4.0	
Rajanpur	1.4	1.5	1.5	1.2	2.3	1.0	2.0	
Basti hajana	1.6	1.4	1.4	1.2	2.2	1.0	2.0	
Basti Jhandeer	1.2	1.6	1.6	1.2	2.4	1.0	2.0	
Sindh	1.7	2.0	2.3	1.8	2.2	2.2	2.4	
Badin	1.3	1.5	1.7	1.6	2.0	2.0	2.0	
Mazarpur	1.0	1.6	2.0	1.6	1.8	1.0	1.0	
Muhammad Siddique Jatt	2.0	2.0	1.2	2.2	2.2	3.0	3.0	
Sobho Kolhi	1.0	1.0	2.0	1.0	2.0	2.0	2.0	
Matari	1.2	1.6	2.8	1.4	1.8	1.8	1.8	
Gul Muhammad Ghambhir	1.2	1.6	2.8	1.4	1.8	1.8	1.8	
Mirpurkhas	1.0	1.5	1.5	1.5	1.5	1.5	1.5	
Allah Bachayo Kaak	1.0	2.0	2.0	2.0	2.0	2.0	2.0	
Maharaj Nandi Ram	1.0	1.0	1.0	1.0	1.0	1.0	1.0	
Sanghar	1.0	2.0	2.0	2.0	1.7	1.7	2.0	
Haji Khan Muhammad	1.0	2.0	2.0	2.0	1.5	1.5	2.0	
Khamman Thaheem	1.0	2.0	2.0	2.0	2.0	2.0	2.0	
Tando Allahyar	1.4	1.6	2.4	1.2	2.0	1.8	1.8	
Haji Bahadur Daudani	1.4	1.6	2.4	1.2	2.0	1.8	1.8	
Tharparkar	3.2	3.3	3.4	2.8	3.4	3.7	4.0	
Hothiar	0.0	2.0	3.0	1.0	3.0	0.0	4.0	
Mithrio Charan	4.0	4.0	4.0	4.0	4.0	4.0	4.0	
Tayab Otho	3.0	2.8	3.0	2.0	3.0	4.0	4.0	

■ No-mild issue
■ Moderate
■ Severe serious

Proportion of households using different kinds of feeds



From Regional Feed Survey: Average number of feeds used by each goat & sheep farmer



Existing nutritional opportunities

In households that did or didn't feed legumes :

- Feeding legumes had 42% **lower** mortality rate in SRs
- Statistically, the practice of not feeding leguminous feeds accounted for 25% of the mortality observed
 - i.e., it was a large risk factor for SR mortality



Summary

- Farmers confirm feeding quality and quantity is a constraint
- BUT there are major opportunities:
 - At the same time farmers have large variety of feeds they are already using
 - Farmers are used to using many feeds
- Certain feed types already improve production



**Thank
You**



حکومت سندھ
Government of Sindh

